




“PASSION 2026” Priority Issue Targets and Fiscal 2023 Results

		Benchmarks	FY2023		FY2024	FY2026	
			Target	Results	Targets	Medium-Term Plan	
 Planet GHG emissions	Scope 1 + 2	2019 emissions 3,230 thousand tons-CO ₂ e	3,230 thousand tons-CO ₂ e or less	2,700 thousand tons-CO ₂ e	No increase in emissions compared to FY2019		
	Scope 3	2019 emissions 946 thousand tons-CO ₂ e (Japan)	- Identify sources accounting for two-thirds or more of Group-wide emissions - Set numerical reduction targets for 2024-2026	- Under way to identify sources accounting for two-thirds or more of Group-wide emissions	- Identify sources accounting for two-thirds or more of Group-wide emissions - Set emission reduction targets	—	
 Product	Sales ratio of products that contribute to the natural and living environments		46%	—	56%	57%	60%
	Products that contribute to the natural environment ratio		16%	—	24%	25%	27%
	Products that contribute to the living environment ratio		30%	—	32%	32%	33%
	Ratio of PSA-screened products to total sales		—	70%	80%	80%	—
 People	Occupational injury	A and B rank occupational injuries*1	2021 3 cases	0	7 cases	Zero	Zero
		Frequency rate of all occupational injuries*2	2021 2.89	1.9 or less	3.17	1.8 or less	1.3 or less
	Process safety	A, B, and C rank accidents*3	2021 3 cases	0	7 cases	Zero	Zero
		D ₁ and D ₂ rank accidents*3	2021 7 cases	3 cases or less	9 cases	3 cases or less	3 cases or less
	Diversity and inclusion	Global measures	—	—	—	- Develop personnel database and promote personnel recruitment (To visualize human resource status, leverage resources efficiently) - Promote global mobility (To expand career opportunities, invigorate human resource exchanges)	
Ensuring diversity of core human resources*4		End September 2021: 12%	14%	16%	16%	20%	

*1 Evaluation ranking of occupational injuries using Kuraray’s proprietary system. Four ranks in order of seriousness: A > B > C > D.

*2 Frequency rate of all occupational injuries: Number of all occupational injuries (lost time and no lost time injuries) per million working hours.

*3 Evaluation ranking of process accidents using Kuraray’s proprietary system. Five ranks in order of seriousness: A > B > C > D₁ > D₂.

*4 Ratio of managers in Japan who are women, foreign nationals and mid-career hires, excluding production sites